

# Wellingtons Nursery Long Term Plan Cycle One



Our yearly planning is flexible in the Foundation Stage and, although we plan themes for the year ahead, with the nature of Early Years we find that the needs and interests of the children do not always fit with the planned topics. With this in mind, we adapt our planning to the needs and interests of the children. Our topic headings are broad allowing us to adapt and allow for individual needs and interests to be explored.

Topic	Autumn 1	Autumn 2	Spring 1	Spring 2	Summer 1	Summer 2
	Marvellous Me	Celebrations	Space	Growth	Animals	Fairy Tales
Big Question	Who am I?	How do people celebrate?	How do we travel?	What lives at the bottom of the garden?	Where do animals live?	Is Goldilocks really naughty?
Books	 The Colour Monster- Anna Llenas   Owl Babies – Martin Waddell	 The Gruffalo- Julia Donaldson   Stick Man- Julia Donaldson	 Aliens love underpants- Claire Freedman   Whatever Next- Jill Murphy	 Superworm- Julia Donaldson   Handa's Surprise- Eileen Browne	 Dear Zoo- Rod Campbell   Bear Hunt- Michael Rosen	 Goldilocks and the Three Bears- A traditional tale   The Little Red Hen- A traditional Tale


# Wellingtons Nursery Long Term Plan Cycle One



Additional Texts	Funnybones Elmer Topsy & Tim and the New Baby Why Should I Brush my Teeth? Families, Families, Families Marvellous Me	Non-Fiction Books about a variety of religions What the Ladybird Heard at Christmas Jesus' Christmas Party	Roaring Rockets The dinosaur that pooped a planet How to Catch a Star Daisy Eat Your Peas Meet the Planets Solar System for Kids	5 busy honey bees The Enormous Turnip Why do we need bees Handa's Surprise Ruby Flew Too! The Perfect Ribbit	Giraffe's Can't Dance Rumble in the Jungle Never Tickle a Tiger Oh No Bobo Dear Zoo Hello world! Pets!	The Three Little Pigs The Gingerbread Man Hansel & Gretel Jack & The Beanstalk Caspers Beanstalk Zog
Songs	If you're happy and you know it  Head ,shoulders, knees and toes  Days of the week	Twinkle twinkle little star  When Santa got stuck up the chimney  We wish you a merry Christmas	The wheels on the bus  Five little men in a flying saucer	Five little speckled frogs  There's a tiny caterpillar on a leave  There's a worm at the bottom of the garden	Old Macdonald  5 Little ducks went swimming one day  Five little monkeys swinging in a tree	Old Macdonald  5 Little ducks went swimming one day  Five little monkeys swinging in a tree
Role Play area	Doctors	Elves Workshop	Airport	Garden Centre	Pet Shop	Fairy Tale Castle
	Scales Heartbeat Measuring stick Bandages Stethoscopes	Post box Writing opportunities Parcel delivery Exchanging money Dress up outfits	Times of planes Airhostess Pilot outfit Booking flights Packing bags	Tuff spot with soil Seeds Trowels Plant pots Measuring cups Watering cans	Fluffy animals Bandages Operating table	Role play outfits Banquet Table
Important Dates	Autumn	Halloween	Winter	Spring	Earth Day	Summer

# Wellingtons Nursery Long Term Plan Cycle One



	Home Visits	St Andrew's Day	Lunar New Year	Easter	Eid al Adha	Father's Day
	Hindu festivals	Bonfire Night	Shrove Tues	Eid al Fitr	St George's Day	World Environment Day
	Diwali	Nursery Rhyme Week	Valentine's Day	Holi- Festival of Colour	Walk to School Week	Sports Day
	Harvest	Children in Need		World Book Day		Graduation
		Christmas Day		Mother's Day		
		Hanukkah		Saint Patricks Day		
		Christmas Concert		St David's Day		
				Comic Relief		
Real life opportunities	Visit from a Baby Bath a baby	Visit from Santa Christmas Performance	Train/Bus experience	Butterfly Kit Planting Worms	Incubating chicks	Concert
Communication and Language  Raindrops  	<p><b>Children will work on the following throughout Nursery:</b></p> <ul style="list-style-type: none"> <li>• Turn towards familiar sounds. They are also startled by loud noises and accurately locate the source of a familiar person's voice, such as their key person or a parent.</li> <li>• Gaze at faces, copying facial expressions and movements like sticking out their tongue. Make eye contact for longer periods.</li> <li>• Watch someone's face as they talk.</li> <li>• Copy what adults do, taking 'turns' in conversations (through babbling) and activities. Try to copy adult speech and lip movements.</li> <li>• Enjoy singing, music and toys that make sounds.</li> <li>• Recognise and are calmed by a familiar and friendly voice.</li> <li>• Listen and respond to a simple instruction.</li> </ul>					



# Wellingtons Nursery Long Term Plan Cycle One



	<ul style="list-style-type: none"> <li>• Make sounds to get attention in different ways (for example, crying when hungry or unhappy, making gurgling sounds, laughing, cooing or babbling).</li> <li>• Babble, using sounds like ‘baba’, ‘mamama’.</li> <li>• Use gestures like waving and pointing to communicate.</li> <li>• Reach or point to something they want while making sounds.</li> <li>• Copy your gestures and words.</li> <li>• Constantly babble and use single words during play.</li> <li>• Use intonation, pitch and changing volume when ‘talking’.</li> <li>• Understand single words in context – ‘cup’, ‘milk’, ‘daddy’.</li> <li>• Understand frequently used words such as ‘all gone’, ‘no’ and ‘bye-bye’.</li> <li>• Understand simple instructions like “give to nanny” or “stop”.</li> <li>• Recognise and point to objects if asked about them.</li> <li>• Generally focus on an activity of their own choice and find it difficult to be directed by an adult.</li> <li>• Listen to other people’s talk with interest, but can easily be distracted by other things.</li> <li>• Make themselves understood, and can become frustrated when they cannot.</li> <li>• Start to say how they are feeling, using words as well as actions.</li> <li>• Start to develop conversation, often jumping from topic to topic.</li> <li>• Develop pretend play: ‘putting the baby to sleep’ or ‘driving the car to the shops’.</li> <li>• Use the speech sounds p, b, m, w.</li> <li>• Pronounce:             <ul style="list-style-type: none"> <li>- l/r/w/y - s/sh/ch/dz/j</li> <li>- f/th - multi-syllabic words such as ‘banana’ and ‘computer’</li> </ul> </li> <li>• Listen to simple stories and understand what is happening, with the help of the pictures.</li> </ul> <p>Identify familiar objects and properties for practitioners when they are described. For example: ‘Katie’s coat’, ‘blue car’, ‘shiny apple’.</p> <ul style="list-style-type: none"> <li>• Understand and act on longer sentences like ‘make teddy jump’ or ‘find your coat’.</li> <li>• Understand simple questions about ‘who’, ‘what’ and ‘where’ (but generally not ‘why’).</li> </ul>
<p>Communication and Language</p> <p><b>Rainbows</b></p>	<p><b>Children will work on the following throughout Nursery:</b></p> <ul style="list-style-type: none"> <li>• Enjoy listening to longer stories and can remember much of what happens.</li> <li>• Pay attention to more than one thing at a time, which can be difficult.</li> <li>• Use a wider range of vocabulary.</li> </ul>


# Wellingtons Nursery Long Term Plan Cycle One



	<ul style="list-style-type: none"> <li>• Understand a question or instruction that has two parts, such as “Get your coat and wait at the door”.</li> <li>• Understand ‘why’ questions, like: “Why do you think the caterpillar got so fat?”</li> <li>• Sing a large repertoire of songs.</li> <li>• Know many rhymes, be able to talk about familiar books, and be able to tell a long story.</li> <li>• Develop their communication, but may continue to have problems with irregular tenses and plurals, such as ‘runned’ for ‘ran’, ‘swimmed’ for ‘swam’.</li> <li>• Develop their pronunciation but may have problems saying:             <ul style="list-style-type: none"> <li>- some sounds: r, j, th, ch, and sh</li> <li>- multisyllabic words such as ‘pterodactyl’, ‘planetarium’ or ‘hippopotamus’</li> </ul> </li> <li>• Use longer sentences of four to six words.</li> <li>• Be able to express a point of view and to debate when they disagree with an adult or a friend, using words as well as actions.</li> <li>• Start a conversation with an adult or a friend and continue it for many turns.</li> <li>• Use talk to organise themselves and their play: “Let’s go on a bus... you sit there... I’ll be the driver.”</li> </ul>
<p>Personal Social and Emotional</p> <p><b>Raindrops</b></p> 	<p><b>Children will work on the following throughout Nursery:</b></p> <ul style="list-style-type: none"> <li>• Find ways to calm themselves, through being calmed and comforted by their key person.</li> <li>• Establish their sense of self.</li> <li>• Express preferences and decisions. They also try new things and start establishing their autonomy.</li> <li>• Engage with others through gestures, gaze and talk.</li> <li>• Use that engagement to achieve a goal. For example, gesture towards their cup to say they want a drink.</li> <li>• Find ways of managing transitions, for example from their parent to their key person.</li> <li>• Thrive as they develop self-assurance.</li> <li>• Look back as they crawl or walk away from their key person. Look for clues about how to respond to something interesting.</li> <li>• Play with increasing confidence on their own and with other children, because they know their key person is nearby and available.</li> <li>• Feel confident when taken out around the local neighbourhood, and enjoy exploring new places with their key person.</li> <li>• Feel strong enough to express a range of emotions.</li> <li>• Grow in independence, rejecting help (“me do it”). Sometimes this leads to feelings of frustration and tantrums.</li> <li>• Begin to show ‘effortful control’. For example, waiting for a turn and resisting the strong impulse to grab what they want or push their way to the front.</li> <li>• Be increasingly able to talk about and manage their emotions.</li> </ul>

# Wellingtons Nursery Long Term Plan Cycle One



	<ul style="list-style-type: none"> <li>• Notice and ask questions about differences, such as skin colour, types of hair, gender, special needs and disabilities, and so on.</li> <li>• Develop friendships with other children.</li> <li>• Safely explore emotions beyond their normal range through play and stories.</li> <li>• Talk about their feelings in more elaborated ways: “I’m sad because...” or “I love it when ...”.</li> <li>• Learn to use the toilet with help, and then independently.</li> </ul>					
Personal Social and Emotional Development  <b>Rainbows</b>  	Turn taking Sharing Making new friends	Speaking to new people	Accepts needs of others	Asking questions, being inquisitive	Working as a team	Talk about ideas and share with a group or partner Reflection- School Leavers
	<ul style="list-style-type: none"> <li>• Select and use activities and resources, with help when needed. This helps them to achieve a goal they have chosen, or one which is suggested to them.</li> <li>• Develop their sense of responsibility and membership of a community.</li> <li>• Become more outgoing with unfamiliar people, in the safe context of their setting.</li> <li>• Show more confidence in new social situations.</li> <li>• Play with one or more other children, extending and elaborating play ideas.</li> <li>• Find solutions to conflicts and rivalries. For example, accepting that not everyone can be Spider-Man in the game, and suggesting other ideas.</li> <li>• Increasingly follow rules, understanding why they are important.</li> <li>• Remember rules without needing an adult to remind them.</li> <li>• Develop appropriate ways of being assertive.</li> <li>• Talk with others to solve conflicts.</li> <li>• Talk about their feelings using words like ‘happy’, ‘sad’, ‘angry’ or ‘worried’.</li> <li>• Understand gradually how others might be feeling.</li> <li>• Be increasingly independent in meeting their own care needs, e.g. brushing teeth, using the toilet, washing and drying their hands thoroughly.</li> <li>• Make healthy choices about food, drink, activity and toothbrushing.</li> </ul>					
Physical Development  <b>Raindrops</b>	<b>Children will work on the following throughout Nursery:</b> <ul style="list-style-type: none"> <li>• Lift their head while lying on their front.</li> <li>• Push their chest up with straight arms.</li> <li>• Roll over: from front to back, then back to front.</li> </ul>					

# Wellingtons Nursery Long Term Plan Cycle One



- Enjoy moving when outdoors and inside.
- Sit without support.
- Begin to crawl in different ways and directions.
- Pull themselves upright and bouncing in preparation for walking.
- Reach out for objects as co-ordination develops.
- Pass things from one hand to the other. Let go of things and hand them to another person, or drop them.
- Gradually gain control of their whole body through continual practice of large movements, such as waving, kicking, rolling, crawling and walking.
- Clap and stamp to music.
- Fit themselves into spaces, like tunnels, dens and large boxes, and move around in them.
- Enjoy starting to kick, throw and catch balls.
- Build independently with a range of appropriate resources.
- Begin to walk independently – choosing appropriate props to support at first.
- Walk, run, jump and climb – and start to use the stairs independently.
- Spin, roll and independently use ropes and swings (for example, tyre swings).
- Sit on a push-along wheeled toy, use a scooter or ride a tricycle.
- Use large and small motor skills to do things independently, for example manage buttons and zips, and pour drinks.
- Show an increasing desire to be independent, such as wanting to feed themselves and dress or undress.
- Start eating independently and learning how to use a knife and fork.
- Develop manipulation and control.
- Explore different materials and tools.

Physical Development  <b>Rainbows</b>  	Following rules Movement- exploring body parts Developing special awareness	Shape movement climbing	Move freely Jump off an object travelling	Experiment with different ways of moving Running Negotiating space	Fast and slow movements Rolling Running balancing	Running Travelling Catching Sports day
	<b>Gross Motor:</b> <ul style="list-style-type: none"> <li>• Continue to develop their movement, balancing, riding (scooters, trikes)</li> </ul>			<b>Fine Motor:</b> <ul style="list-style-type: none"> <li>• Use one-handed tools and equipment, for example, making snips in</li> </ul>		

# Wellingtons Nursery Long Term Plan Cycle One



	<p>and bikes) and ball skills.</p> <ul style="list-style-type: none"> <li>• Go up steps and stairs, or climb up apparatus, using alternate feet.</li> <li>• Skip, hop, stand on one leg and hold a pose for a game like musical statues.</li> <li>• Use large-muscle movements to wave flags and streamers, paint and make marks.</li> <li>• Start taking part in some group activities which they make up for themselves, or in teams.</li> <li>• Increasingly be able to use and remember sequences and patterns of movements which are related to music and rhythm.</li> <li>• Match their developing physical skills to tasks and activities in the setting. For example, they decide whether to crawl, walk or run across a plank, depending on its length and width.</li> <li>• Choose the right resources to carry out their own plan. For example, choosing a spade to enlarge a small hole they dug with a trowel.</li> <li>• Collaborate with others to manage large items, such as moving a long plank safely, carrying large hollow blocks.</li> <li>• Be increasingly independent as they get dressed</li> </ul>			<p>paper with scissors.</p> <ul style="list-style-type: none"> <li>• Use a comfortable grip with good control when holding pens and pencils.</li> <li>• Show a preference for a dominant hand.</li> </ul>			
Writing Opportunities	Name Writing Self portrait Mirror drawings	Name Writing Letters to Santa Calendars Christmas Cards	Name Writing Plane/ Train Tickets Valentines' cards	Name Writing Observational drawings	Name Writing Mother's Day cards	Name Writing Postcards Father's Day cards	
Maths Opportunities	Growing- Length/Height Change Size	Sorting Counting Matching Numbers Shape	Counting More/Less Number recognition	Sorting Counting Number recognition	Counting Ordering Time Length/Height	Counting Number recognition	

# Wellingtons Nursery Long Term Plan Cycle One



	Weighing- Food Experiences	Numerals Weighing- Parcels	Positional Lang Shape and Space Weighing- Food Experiences	Subitising Weighing- Food Experiences	Weighing- Food Experiences	Capacity- Water Tray Subitising Weighing- Food Experiences
Understanding the World	<u>People and communities</u> Understand special times and traditions- Linked to their families	<u>People and communities</u> Understand special times and traditions.	<u>The world</u> Places Chinese New Year	<u>The world</u> Observe insects and plants	<u>The world</u> Observe animals	<u>People and communities</u> Understand Similarities and differences
Expressive Arts and Design	Naming colours Choosing resources Self Portraits Printing (Hands and Feet)	Colour mixing Pattern making Pastels Paint blowing Box Craft- Xmas Tree	Papier Mache Planets Choosing materials for a purpose	Life Drawing Painting	Models Masks – Animals Choosing colours for a purpose	Painting and drawing Pastels

# Wellingtons Nursery Long Term Plan Cycle One



Specific Area objects for Raindrops will be:

Literacy
<ul style="list-style-type: none"> <li>• Enjoy songs and rhymes, tuning in and paying attention.</li> <li>• Join in with songs and rhymes, copying sounds, rhythms, tunes and tempo.</li> <li>• Say some of the words in songs and rhymes.</li> <li>• Copy finger movements and other gestures.</li> <li>• Sing songs and say rhymes independently, for example, singing whilst playing.</li> </ul>
<ul style="list-style-type: none"> <li>• Enjoy sharing books with an adult.</li> <li>• Pay attention and respond to the pictures or the words.</li> <li>• Have favourite books and seek them out, to share with an adult, with another child, or to look at alone.</li> <li>• Repeat words and phrases from familiar stories.</li> <li>• Ask questions about the book. Makes comments and shares their own ideas.</li> <li>• Develop play around favourite stories using props.</li> </ul>
<ul style="list-style-type: none"> <li>• Notice some print, such as the first letter of their name, a bus or door number, or a familiar logo.</li> </ul>
<ul style="list-style-type: none"> <li>• Enjoy drawing freely.</li> <li>• Add some marks to their drawings, which they give meaning to. For example: "That says mummy"</li> <li>• Make marks on their picture to stand for their name.</li> </ul>

Mathematics
<ul style="list-style-type: none"> <li>• Combine objects like stacking blocks and cups. Put objects inside others and take them out again.</li> </ul>
<ul style="list-style-type: none"> <li>• Take part in finger rhymes with numbers.</li> <li>• React to changes of amount in a group of up to three items.</li> </ul>
<ul style="list-style-type: none"> <li>• Compare amounts, saying 'lots', 'more' or 'same'.</li> <li>• Develop counting-like behaviour, such as making sounds, pointing or saying some numbers in sequence.</li> </ul>
<ul style="list-style-type: none"> <li>• Count in everyday contexts, sometimes skipping numbers - '1-2-3-5.'</li> </ul>
<ul style="list-style-type: none"> <li>• Climb and squeeze themselves into different types of spaces.</li> <li>• Build with a range of resources.</li> <li>• Complete inset puzzles.</li> </ul>
<ul style="list-style-type: none"> <li>• Compare sizes, weights etc. using gesture and language - 'bigger/ little/smaller', 'high/low', 'tall', 'heavy'.</li> </ul>
<ul style="list-style-type: none"> <li>• Notice patterns and arrange things in patterns.</li> </ul>

Understanding the World
<ul style="list-style-type: none"> <li>• Repeat actions that have an effect.</li> <li>• Explore materials with different properties.</li> <li>• Explore natural materials, indoors and outside.</li> </ul>
<ul style="list-style-type: none"> <li>• Explore and respond to different natural phenomena in their setting and on trips.</li> </ul>
<ul style="list-style-type: none"> <li>• Make connections between the features of their family and other families.</li> </ul>
<ul style="list-style-type: none"> <li>• Notice differences between people.</li> </ul>

Expressive Arts and Design
<ul style="list-style-type: none"> <li>• Show attention to sounds and music.</li> <li>• Respond emotionally and physically to music when it changes.</li> <li>• Move and dance to music.</li> <li>• Anticipate phrases and actions in rhymes and songs, like 'Peepo'.</li> <li>• Explore their voices and enjoy making sounds.</li> </ul>
<ul style="list-style-type: none"> <li>• Join in with songs and rhymes, making some sounds.</li> <li>• Make rhythmical and repetitive sounds.</li> <li>• Explore a range of sound-makers and instruments and play them in different ways.</li> </ul>
<ul style="list-style-type: none"> <li>• Notice patterns with strong contrasts and be attracted by patterns resembling the human face.</li> <li>• Start to make marks intentionally.</li> <li>• Explore paint, using fingers and other parts of their bodies as well as brushes and other tools.</li> <li>• Express ideas and feelings through making marks, and sometimes give a meaning to the marks they make.</li> </ul>
<ul style="list-style-type: none"> <li>• Enjoy and take part in action songs, such as 'Twinkle, Twinkle Little Star'.</li> </ul>
<ul style="list-style-type: none"> <li>• Start to develop pretend play, pretending that one object represents another. For example, a child holds a wooden block to her ear and pretends it's a phone.</li> </ul>
<ul style="list-style-type: none"> <li>• Explore different materials, using all their senses to investigate them. Manipulate and play with different materials.</li> <li>• Use their imagination as they consider what they can do with different materials.</li> <li>• Make simple models which express their ideas.</li> </ul>

# Wellingtons Nursery Long Term Plan Cycle One



Specific Area objects for Rainbows will be:

Literacy
<ul style="list-style-type: none"> <li>Understand the five key concepts about print:                             <ul style="list-style-type: none"> <li>print has meaning</li> <li>print can have different purposes</li> <li>we read English text from left to right and from top to bottom</li> <li>the names of the different parts of a book</li> <li>page sequencing</li> </ul> </li> </ul>
<ul style="list-style-type: none"> <li>Develop their phonological awareness, so that they can:                             <ul style="list-style-type: none"> <li>spot and suggest rhymes</li> <li>count or clap syllables in a word</li> <li>recognise words with the same initial sound, such as money and mother</li> </ul> </li> </ul>
<ul style="list-style-type: none"> <li>Engage in extended conversations about stories, learning new vocabulary.</li> </ul>
<ul style="list-style-type: none"> <li>Use some of their print and letter knowledge in their early writing. For example: writing a pretend shopping list that starts at the top of the page; writing 'm' for mummy.</li> <li>Write some or all of their name.</li> </ul>
<ul style="list-style-type: none"> <li>Write some letters accurately.</li> </ul>

Mathematics
<ul style="list-style-type: none"> <li>Develop fast recognition of up to 3 objects, without having to count them individually ('subitising').</li> <li>Recite numbers past 5.</li> <li>Say one number for each item in order: 1,2,3,4,5.</li> <li>Know that the last number reached when counting a small set of objects tells you how many there are in total ('cardinal principle').</li> <li>Show 'finger numbers' up to 5.</li> <li>Link numerals and amounts: for example, showing the right number of objects to match the numeral, up to 5.</li> </ul>
<ul style="list-style-type: none"> <li>Experiment with their own symbols and marks as well as numerals.</li> <li>Solve real world mathematical problems with numbers up to 5.</li> <li>Compare quantities using language: 'more than', 'fewer than'.</li> </ul>
<ul style="list-style-type: none"> <li>Talk about and explore 2D and 3D shapes (for example, circles, rectangles, triangles and cuboids) using informal and mathematical language: 'sides', 'corners'; 'straight', 'flat', 'round'.</li> </ul>
<ul style="list-style-type: none"> <li>Understand position through words alone – for example, "The bag is under the table," – with no pointing.</li> </ul>
<ul style="list-style-type: none"> <li>Describe a familiar route.</li> <li>Discuss routes and locations, using words like 'in front of' and 'behind'.</li> </ul>
<ul style="list-style-type: none"> <li>Make comparisons between objects relating to size, length, weight and capacity.</li> </ul>
<ul style="list-style-type: none"> <li>Select shapes appropriately: flat surfaces for building, a triangular prism for a roof etc.</li> <li>Combine shapes to make new ones – an arch, a bigger triangle etc.</li> </ul>
<ul style="list-style-type: none"> <li>Talk about and identifies the patterns around them. For example: stripes on clothes, designs on rugs and wallpaper. Use informal language like 'pointy', 'spotty', 'blobs' etc.</li> <li>Extend and create ABAB patterns – stick, leaf, stick, leaf.</li> <li>Notice and correct an error in a repeating pattern.</li> <li>Begin to describe a sequence of events, real or fictional, using words such as 'first', 'then...'</li> </ul>

Understanding the World
<ul style="list-style-type: none"> <li>Use all their senses in hands-on exploration of natural materials.</li> <li>Explore collections of materials with similar and/or different properties.</li> <li>Talk about what they see, using a wide vocabulary.</li> </ul>
<ul style="list-style-type: none"> <li>Begin to make sense of their own life-story and family's history.</li> </ul>
<ul style="list-style-type: none"> <li>Show interest in different occupations.</li> </ul>
<ul style="list-style-type: none"> <li>Explore how things work.</li> </ul>
<ul style="list-style-type: none"> <li>Plant seeds and care for growing plants.</li> <li>Understand the key features of the life cycle of a plant and an animal.</li> <li>Begin to understand the need to respect and care for the natural environment and all living things.</li> </ul>
<ul style="list-style-type: none"> <li>Explore and talk about different forces they can feel.</li> </ul>
<ul style="list-style-type: none"> <li>Talk about the differences between materials and changes they notice.</li> </ul>
<ul style="list-style-type: none"> <li>Continue developing positive attitudes about the differences between people.</li> </ul>
<ul style="list-style-type: none"> <li>Know that there are different countries in the world and talk about the differences they have experienced or seen in photos.</li> </ul>

Expressive Arts and Design
<ul style="list-style-type: none"> <li>Take part in simple pretend play, using an object to represent something else even though they are not similar.</li> <li>Begin to develop complex stories using small world equipment like animal sets, dolls and dolls houses etc.</li> <li>Make imaginative and complex 'small worlds' with blocks and construction kits, such as a city with different buildings and a park.</li> </ul>
<ul style="list-style-type: none"> <li>Explore different materials freely, to develop their ideas about how to use them and what to make.</li> <li>Develop their own ideas and then decide which materials to use to express them.</li> <li>Join different materials and explore different textures.</li> </ul>
<ul style="list-style-type: none"> <li>Create closed shapes with continuous lines, and begin to use these shapes to represent objects.</li> <li>Draw with increasing complexity and detail, such as representing a face with a circle and including details.</li> <li>Use drawing to represent ideas like movement or loud noises.</li> <li>Show different emotions in their drawings and paintings, like happiness, sadness, fear etc.</li> </ul>
<ul style="list-style-type: none"> <li>Explore colour and colour-mixing.</li> </ul>
<ul style="list-style-type: none"> <li>Listen with increased attention to sounds.</li> <li>Respond to what they have heard, expressing their thoughts and feelings.</li> </ul>
<ul style="list-style-type: none"> <li>Remember and sing entire songs.</li> <li>Sing the pitch of a tone sung by another person ('pitch match').</li> <li>Sing the melodic shape (moving melody, such as up and down, down and up) of familiar songs.</li> <li>Create their own songs or improvise a song around one they know.</li> </ul>
<ul style="list-style-type: none"> <li>Play instruments with increasing control to express their feelings and ideas.</li> </ul>